

# A How To Guide:

## Submitting Assignments on Google Classroom

**Laptop/Computer Edition**

Once you are signed into Google Classroom you should be able to see all the classes you are part of/invited to.

Click on the Classroom that has the assignment you need to submit.

Note: You can skip this page by accessing assignments through the notifications sent to your school email.

11a/RE3

11b/RE3

11/RE2

11a/RE1

Due Friday  
RE PLC

Due Monday  
Live Lesson 13/01/21

Due Monday  
Live Lesson 13/01/21

11b/RE1

10a/RE3

10b/RE1

10/RE2

Due Monday  
Live Lesson 12/01/21

Due Monday  
Live Lesson 12/01/21

RE

9GOC/RE

9JEM RE

Show [Class] Room

**STEP 1:** To find assignments or materials click on **“Classwork”**

Use this title to identify which subject's Google Classroom you are in.

of Sources  
Lesson 1 (Year 10)  
y  
12/01/21

[View all](#)



Announce something to your class



Jessica Manns posted a new material: Submitting Work On GoogleClassroom for RE - A Ho...  
3:19 PM



Jessica Manns posted a new assignment: Term 2 Assessment - Suffering  
10:05 AM



Jessica Manns posted a new assignment: L2 - Types of Sources  
10:04 AM



Jessica Manns posted a new assignment: Particles lesson 1 (Year 10)  
9:31 AM

This icon represents an assignment to complete.

View your work

Google Calendar Class Drive folder

## History

History



L2 - Types of Sources

Due Jan 15

PSHE

Religious Education

## PSHE



12/01/21 Introduction to ESafety - Virtual PS...

Due Jan 18

Science

## Religious Education



Submitting Work On GoogleClassroom for R...

Posted 3:19 PM



Live Lesson 12/01/21

Due Jan 18

This icon represents a material that has been posted. For example, a PowerPoint.

Assignment - Suffering

Due Jan 8

If the assignment has a due date, it will be shown here.

**STEP 2:** Click on an assignment to expand it.

 View your work

 Google Calendar  Class Drive folder

All topics

History


PSHE

Religious Education

Science

## History




 L2 - Types of Sources

Due Jan 15

## PSHE



 12/01/21 Introduction to ESafety - Virtual PS...

Due Jan 18

Posted 9:24 AM

Assigned

Please watch the attached video and complete the attached questions. You can complete the questions on the GoogleDoc, Word Document or on a piece of paper. Regardless of method you choose to use, please ensure that your work is submitted by Monday 18/01/21. Please email Miss Manns ([j.manns@dbmac.org.uk](mailto:j.manns@dbmac.org.uk)) if you have any questions.



Orange Digital Dirt Think ...  
YouTube video 2 minutes



Introduction to ESafety - ...  
Google Slides



Jessica Manns - Introduc...  
Google Docs

[View assignment](#)

**STEP 3:** Click where it says “**View Assignment**”.



# 12/01/21 Introduction to ESafety - Virtual PSHE

Jessica Manns • 9:24 AM

Due Jan 18

Please watch the attached video and complete the attached questions. You can complete the questions on the GoogleDoc, a Word Document or on a piece of paper. Regardless of method you choose to use, please ensure that your work is submitted by Monday 18/01/21. Please email Miss Manns ([j.manns@dbmac.org.uk](mailto:j.manns@dbmac.org.uk)) if you have any questions.



Orange Digital Dirt Think Ab...  
YouTube video 2 minutes



Introduction to ESafety - Vir...  
Google Slides

## Class comments



Add class comment...



## Your work

Assigned

Jessica Manns - I...  
Google Docs

+ Add or create

Turn in

## Private comments



Add private comment...



Some assignments might include instructions and/or attachments such as videos or PowerPoints.

**STEP 4.1:** Some teachers may provide you with a GoogleDoc. To edit the pre-prepared worksheet, click here.



# 12/01/21 Introduction to ESafety - Virtual PSHE

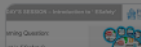
Jessica Manns • 9:24 AM

Due Jan 18

Please watch the attached video and complete the attached questions. You can complete the questions on the GoogleDoc, a Word Document or on a piece of paper. Regardless of method you choose to use, please ensure that your work is submitted by Monday 18/01/21. Please email Miss Manns ([j.manns@dbmac.org.uk](mailto:j.manns@dbmac.org.uk)) if you have any questions.



Orange Digital Dirt Think Ab...  
YouTube video



Introduction to ESafety - Vir...

## Your work

Assigned

Jessica Manns - I...  
Google Docs

+ Add or create

Turn in

### Turn in your work?

1 attachment will be submitted for "12/01/21 Introduction to ESafety - Virtual PSHE".

☰ Jessica Manns - Introduction to ESafety

Cancel

Turn in

## Private comments

Add private comment...

**STEP 4.3:** You will be directed to this page. Click "**Turn In**" to submit the completed document.



# 12/01/21 Introduction to ESafety - Virtual PSHE

Jessica Manns • 9:24 AM

Due Jan 18

Please watch the attached video and complete the attached questions. You can complete the questions on the GoogleDoc, a Word Document or on a piece of paper. Regardless of method you choose to use, please ensure that your work is submitted by Monday 18/01/21. Please email Miss Manns ([j.manns@dbmac.org.uk](mailto:j.manns@dbmac.org.uk)) if you have any questions.



Orange Digital Dirt Think Ab...  
YouTube video 2 minutes



Introduction to ESafety - Vir...  
Google Slides

## Class comments



Add class comment...



## Your work

Assigned



Jessica Manns - I...  
Google Docs



+ Add or create

Turn in

## Private comments



Add private comment...



**STEP 5.1:** Some teachers may want you to attach a document or pictures. To do this, click here.

# 12/01/21 Introduction to ESafety - Virtual PSHE

Jessica Manns • 9:24 AM

Due Jan 18

Please watch the attached video and complete the attached questions. You can complete the questions on the GoogleDoc, a Word Document or on a piece of paper. Regardless of method you choose to use, please ensure that your work is submitted by Monday 18/01/21. Please email Miss Manns ([j.manns@dbmac.org.uk](mailto:j.manns@dbmac.org.uk)) if you have any questions.



Orange Digital Dirt Think Ab...  
YouTube video 2 minutes



Introduction to ESafety - Vir...  
Google Slides

## Class comments



Add class comment...

Your work Assigned

Jessica Manns - I...  
Google Docs

+ Add or create

- Google Drive
- Link
- File**

Create new

- Docs**
- Slides
- Sheets
- Drawings

**STEP 5.2:** Select “File”, then find the file(s) you want to attach from your computer. This may be a Word Document or a photo.

You can also create your own GoogleDoc, Slides, etc. to attach.

# 12/01/21 Introductio

Jessica Manns • 9:24 AM

Your attached documents will appear here.

Please watch the attached video and complete the attached questions. You can complete the questions on the GoogleDoc, a Word Document or on a piece of paper. Regardless of method you choose to use, please ensure that your work is submitted by Monday 18/01/21. Please email Miss Manns ([j.manns@dbmac.org.uk](mailto:j.manns@dbmac.org.uk)) if you have any questions.



Orange Digital Dirt Think Ab...  
YouTube video 2 minutes



Introduction to ESafety - Vir...  
Google Slides

## Class comments



Add class comment...

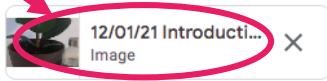


### Your work Assigned

- Jessica Manns - I...  
Google Docs
- 12/01/21 Introducti...**  
Image

+ Add or create

**Turn In**



**STEP 5.3:** Click “Turn In” to submit your assignment with your attachments.

# 📄 12/01/21 Introduction to ESafety - Virtual PSHE

Jessica Manns • 9:24 AM

Due Jan 18

Please watch the attached video and complete the attached questions. You can complete the questions on the GoogleDoc, a Word Document or on a piece of paper. Regardless of method you choose to use, please ensure that your work is submitted by Monday 18/01/21. Please email Miss Manns ([j.manns@dbmac.org.uk](mailto:j.manns@dbmac.org.uk)) if you have any questions.



Orange Digital Dirt Think Ab...  
YouTube video 2 minutes



Introduction to ESafety - Vir...  
Google Slides

## Class comments



Add class comment...

Your work Turned in


	Jessica Manns - Introd... Google Docs
--	--

[Unsubmit](#)

Private comments

Add private comment...

**STEP 6:** If you submitted by accident or would like to change anything, you have the option to unsubmit by clicking here.

 View your work

 Google Calendar  Class Drive folder

All topics


History

PSHE


Religious Education

Science


## History

 L2 - Types of Sources

## PSHE

 2/01/21 Introduction to ESafety - Virtual PS... Due Jan 18

## Religious Education

 Submitting Work On GoogleClassroom for R... Posted 3:19 PM

 Live Lesson 12/01/21 Due Jan 18

 Term 2 Assessment - Suffering Due Jan 8

## Science

If you want to see a more detailed outline of your assignments click **“View your work”**.

Once an assignment is submitted, the assignment icon will turn grey. Any icons that are blue still need to be completed and submitted.



Jessica Manns

All

Assigned

Returned

Missing

Term 2 Assessment - Suffering Jan 8 **Missing**

L2 - Types of Sources Jan 15 Assigned

Particles lesson 1 (Year 10) Jan 15 **Assigned**

Live Lesson 12/01/21 Jan 18 Assigned

12/01/21 Introduction to ESafety - Virtual PSHE @ 1 Jan 18 **Turned in**

**Missing** indicates an incomplete assignment that is overdue.

**Assigned** indicates an assignment that hasn't been completed/submitted but isn't due yet.

**Turned In** indicated an assignment that has been submitted to be marked.

This page will show you what you have turned in and what you are missing.

You are able to click on any assignment to expand to see any attachments or instructions.